

MAIN LOADING COMBINATIONS PANELS STANDARD LENGTH: 13,5M/18 PANELS PER PACKAGE

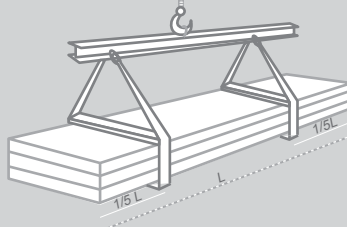
According to our experience, we suggest you the best possible load combinations to optimise the transport, as shown below. Truck rear view.

<p>A 3 x 610 + 9 x 500</p> <p>3 Packages of 610 = 444,69 9 Packages of 500 = 1.093,50 TOT. = M2 1.538</p>	<p>B 4 x 610 + 7 x 500</p> <p>4 Packages of 610 = 592,92 7 Packages of 500 = 850,50 TOT. = M2 1.443</p>	<p>C 5 x 610 + 6 x 500</p> <p>5 Packages of 610 = 741,15 6 Packages of 500 = 729,00 TOT. = M2 1.470</p>	<p>D 6 x 610 + 4 x 500</p> <p>6 Packages of 610 = 889,38 4 Packages of 500 = 486,00 TOT. = M2 1.375</p>
<p>E 7 x 610 + 3 x 500</p> <p>7 Packages of 610 = 1.037,61 3 Packages of 500 = 364,50 TOT. = M2 1.402</p>	<p>F 9 x 610</p> <p>9 Packages of 610 = 1.334 TOT. = M2 1.334</p>	<p>G 12 x 500</p> <p>12 Packages of 500 = 1.458 TOT. = M2 1.458</p>	<p>H 6 x 610 + 6 x 500</p> <p>6 Packages of 610 = 889,38 6 Packages of 500 = 729,00 TOT. = M2 1.618</p>

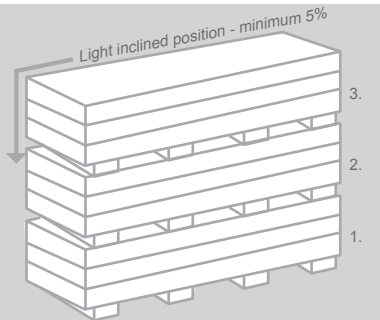
HANDLING AND STORAGE

Handling and storage of the panels are critical stages during which the panels themselves can be damaged. A label (#), describing the main reference instructions we recommend to follow very carefully, is applied on each package.

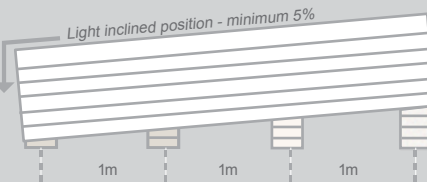
1 During the package lifting operation use cargo straps of synthetic fibres (Nylon) of a width not less than 10cm so that the load weight is distributed avoiding deformation (see below picture). The packages must always be slung at least in two points, distant from each other not less than half the length of the packages themselves. Moreover, apply suitable spacers below and above the package.



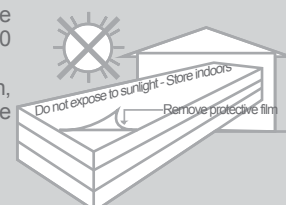
2 It is better to not stack the packages. When and if possible, the packages should be piled up to a maximum of 3, but always put spacers with suitable stands between them.




3 The best storage conditions can be found indoor, in not dusty and with light ventilation places. The open-air-storage must not exceed a two weeks period, cover the packages with opaque and waterproof tarpaulin and store them to ensure drainage of rainwater. It is, therefore, recommended to put the packages with a minimum slope of 5% (see picture).



4 Panels must always be protected from direct solar radiation since it may cause alterations. The protective film is not suitable for long-term sunlight exposure and it could be affected too. The protective film must, therefore, be removed within and not later than 30 days from the goods delivery date. Furthermore, avoid water stagnation, particularly aggressive towards the metals.



Manual handling of the single element must always be done by lifting it, avoiding dragging it on the lower one and rotating it on the side of the package. The transport must be carried by at least two people on the basis of the length and keeping the element on the side (see picture).




Handling by forklift truck must be done with care and fork has to be centrally positioned along the panel



LABELLING



GEORGIAN CASSETTES IN TECSEDO® SAFE QUADRO



CASSETTES STANDARD POSITION. OTHER COMBINATIONS ARE AVAILABLE ON REQUEST (MINIMUM 1 PACK).

Q = Quadro IQ = Interquadro EXQ = Extraquadro N = Number of 'Q' per Panel

2 < L < 3 m

L	2050	2250	2550	2600	2750	2850	2950
N	3	3	3	4	4	4	4
IQ	120	170	245	105	135	155	175
EXQ	145	195	270	130	160	180	200

3 < L < 4 m

L	3050	3150	3200	3250	3550	3750	3800	3950
N	4	4	5	5	5	5	6	6
IQ	195	125	103	111	161	194	101	123
EXQ	220	240	128	136	186	219	126	148

4 < L < 5 m

L	4050	4350	4400	4550	4950
N	6	6	7	7	7
IQ	137	180	100	119	169
EXQ	162	205	125	144	194

5 < L < 6 m

L	5050	5350	5550	5650
N	8	8	8	9
IQ	105	138	160	104
EXQ	130	163	185	129